

Data Point

An item of factual information derived from measurement or research

MARCH 2020

Institutional Student Learning Outcomes (ISLO)

Assessment Day Results 2018-2019, Cycle II

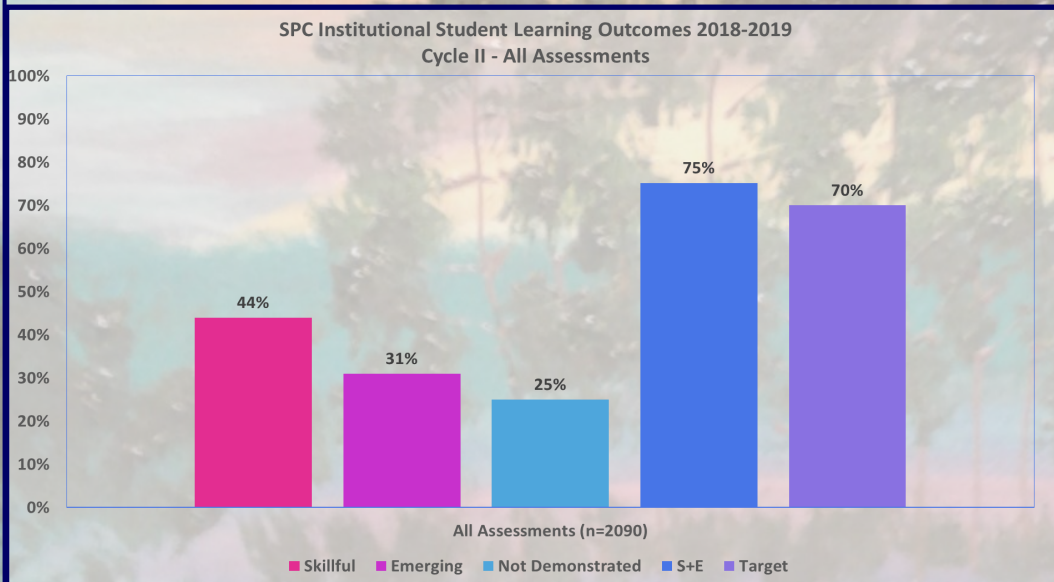


Figure 39-1 SPC general education student learning outcomes (SLOs) overall assessment results
Data Source: iRubric/Institutional Planning, Research, and Effectiveness (IPRE)

As shown in *Figure 39-1* (top left), the overall Skillful and Emerging (S+E) rate for all assessments surpass the 70% target by 5% during 2018-2019. This rate demonstrates all student learning outcomes related to core competencies Empirical and Quantitative Skills, Teamwork, Social Responsibility, and Personal Responsibility, which comprise ISLO Assessment Cycle II.

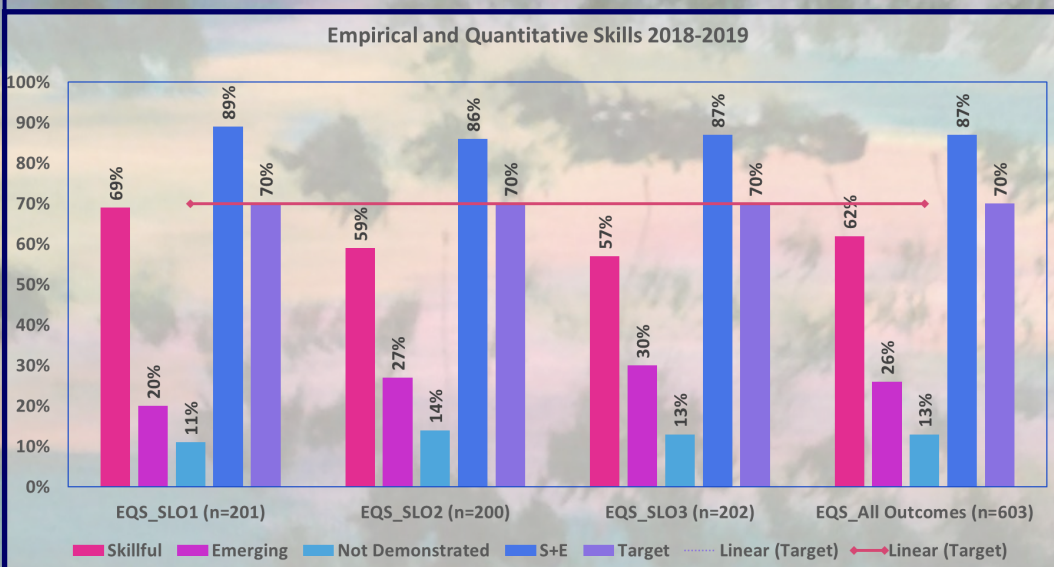


Figure 39-2 SPC general education SLOs by core competency
Data Source: iRubric/IPRE

Figure 39-2 (bottom left) features Empirical and Quantitative Skills results for all 3 related SLOs, all of which exceed the 70% target for S+E by no less than 16% (SLO 2 Manipulation of data). SLO 1 (Identify and collect data) S+E results are 19% above target, while SLO 3 (Analyze data and draw informed conclusions) S+E results are 17% above target.

Per Figure 39-3 (top right), all 3 Teamwork SLO results also exceed the 70% target, if by a smaller margin than seen for Empirical and Quantitative Skills (SLO 1 Contribution 10%, SLO 2 Cooperation 8%, and SLO 3 Self-Management 1%).

As displayed in Figures 39-4 (middle right) and 39-5 (bottom right) respectively, Social Responsibility and Personal Responsibility posed a greater challenge, as only one SLO under each competency surpassed the target: Social Responsibility SLO 1 Intercultural S+E results achieved 72%, while Personal Responsibility SLO 2 Ethical Issues attained 87% S+E.

Social responsibility SLO 2 Global Community demonstrated only 56% S+E and SLO 3 Attitudes and Behaviors only 67% S+E.

Personal responsibility SLO 1 Values gained 59% S+E, while SLO 3 Perspectives attained 69% S+E.

It should be noted that rubric revisions occurred in response to these deficient results in order to clarify expectations moving forward.

Institutional Planning, Research & Effectiveness

- Dr. Melissa Guerrero, Director
- Shanna Bradford, Coordinator of Measurement & Evaluation
- TBD, IT Data Analyst
- TBD, Administrative Services Specialist

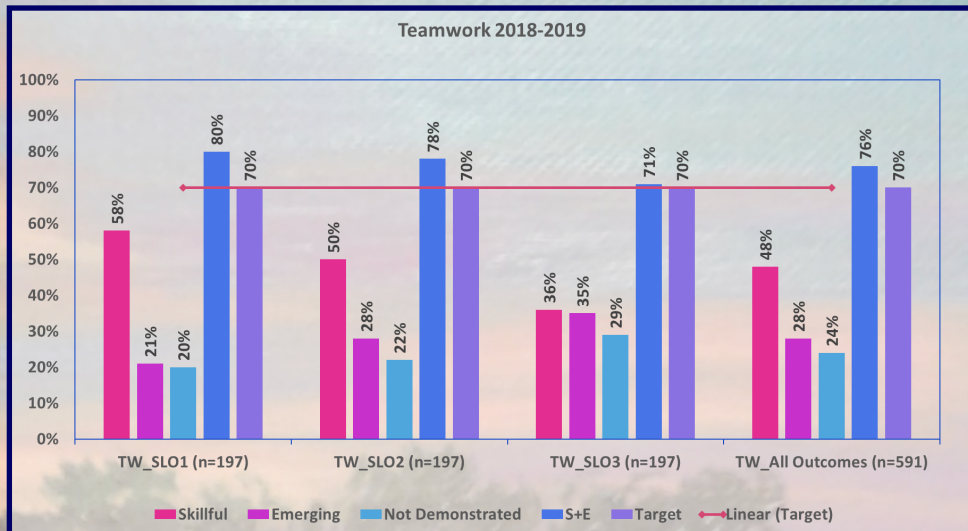


Figure 39-3 SPC general education SLOs by core competency
Data Source: iRubric/IPRE

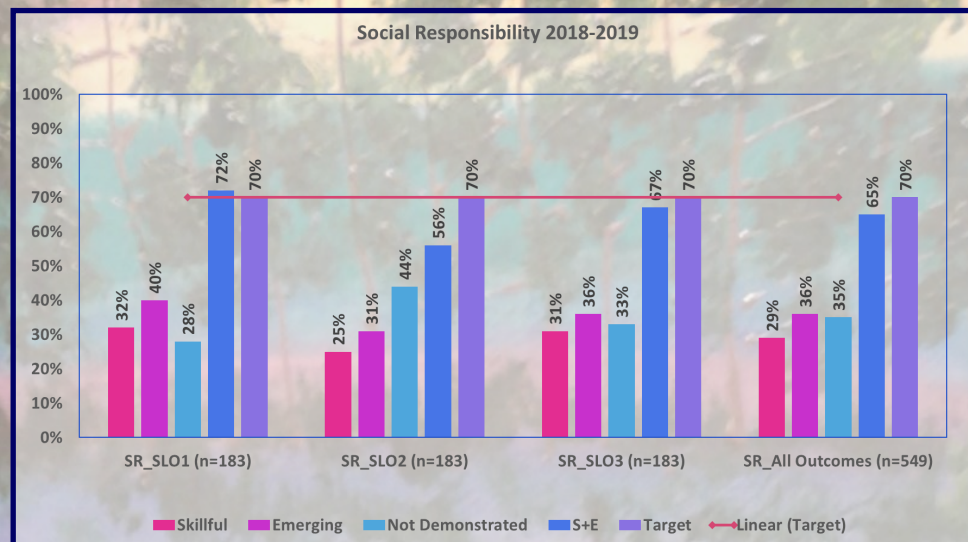


Figure 39-4 SPC general education SLOs by core competency
Data Source: iRubric/IPRE

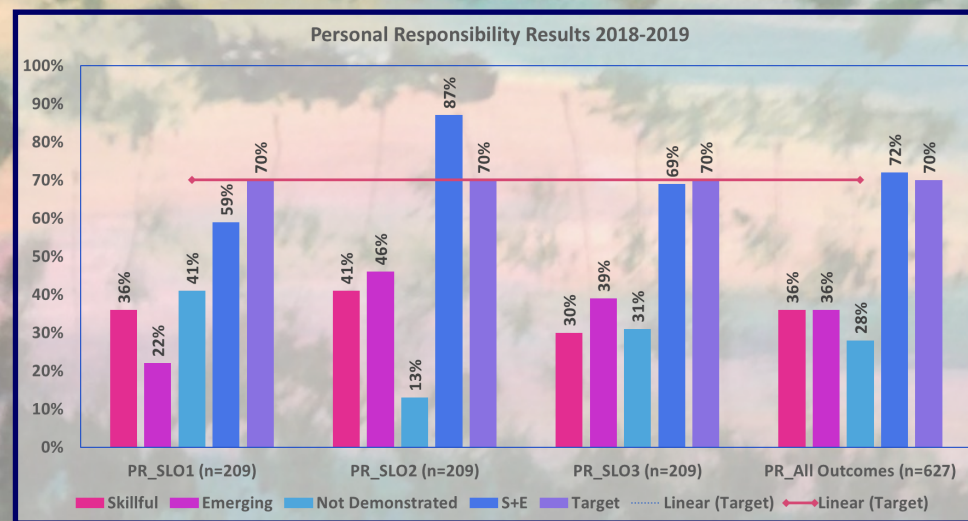


Figure 39-5 SPC general education SLOs by core competency
Data Source: iRubric/IPRE

